


No. OGRA-Fin-28-11(08)/2022

September 09, 2022

Managing Director  
Pakistan State Oil Limited,  
PSO House, Khayaban-e-Iqbal,  
Clifton, Karachi.

Managing Director  
Pakistan LNG Limited,  
Petroleum House, G-5,  
Islamabad.

Subject: Determination of Re-Gasified Liquefied Natural Gas (RLNG) Weighted Average Sale Provisional Price for the Month of September 2022



Dear Sir, 

Reference SNGPL's email dated 08-09-2022 regarding submission of monthly RLNG price data / computation.

2. In pursuance of the approval of the Authority and in accordance with the Federal Government decision regarding "RLNG Allocation, Pricing and Associated Matters" and advice from Ministry of Energy regarding weighted average sale price dated January 22, 2018, RLNG Weighted Average Sale prices for the month of September 2022 has been computed as attached at Annexure-A and Annexure- B.

Best Regards,



  
(Dr. Abdul Basit Qureshi)  
Registrar  
For and behalf of Authority 

- Cc to: 1. Managing Director, SSGCL, St-4-B, Block 14, Sir Shah Suleman Road, Gulshan-e-Iqbal, Karachi.  
2. Managing Director, SNGPL, 21-Kashmir Road, Gas House, Lahore.

## COMPUTATION OF WEIGHTED AVERAGE RLNG PRICE FOR SNGPL SEPTEMBER 2022

Annex: A

Particulars	Unit	(SNGPL SEPTEMBER 2022)			
		Transmission		Distribution	
		PSO	PLL	PSO	PLL
No. of Cargos		8	1	8	1
Quantity Received		25,600,000	3,200,000	25,600,000	3,200,000
Retainage PSO @ 0.816 % and PLL @ 0.543%					
Quantity Delivered at Terminal	MMBTU	208,896	17,376	208,896	17,376
Transmission Loss SNGPL @ 0.38%		25,391,104	3,182,624	25,391,104	3,182,624
Distribution Loss: SNGPL @ 7.86%		96,486	12,094		
Total Loss including Retainage				1,995,741	250,154
%age Losses		305,382	29,470	2,204,637	267,530
Quantity available for Sale		1.19%	0.92%	8.61%	8.36%
LNG Price (DES)		25,294,618	3,170,530	23,395,363	2,932,470
PSO/ PLL other imports related costs		13.4695	12.9405	13.4695	12.9405
PSO / PLL margin (@ 2.50%)		0.9187	0.8908	0.9187	0.8908
Terminal Charges		0.3367	0.3235	0.3367	0.3235
RLNG Cost		0.4012	0.7447	0.4012	0.7447
Retainage volume adjustment	US \$/MMBTU	15.1261	14.8994	15.1261	14.8994
T & D volume adjustment		0.1244	0.0813	0.1244	0.0813
LSA management fee		0.0582	0.0572	1.3010	1.2780
Cost of supply -SNGPL		0.0250	0.0250	0.0250	0.0250
Cost of supply -SSGCL		0.3287	0.3287	0.3287	0.3287
Total RLNG price without GST		0.1054	0.1054	0.1054	0.1054
Quantity available for Sale	MMBTU	15.7678	15.4970	17.0106	16.7178
Total cost of RLNG	US \$	25,294,618	3,170,530	23,395,363	2,932,470
sum of Total RLNG cost (PSO & PLL)	US \$	398,839,172	49,133,667	397,967,960	49,024,408
sum of quantity available for sale (PSO & PLL)	MMBTU	447,972,838		446,992,369	
Weighted Average Sale Price without GST	US \$/MMBTU	28,465,148		26,327,833	
		15.7376		16.9779	

Notes:

Calculation of LNG DES Price		PSO		PLL	
No. of Cargoes		6	2	1	
Quantity (No. MMBTU)		19,200,000	6,400,000	3,200,000	
Bricem-June-22		117.2405	117.2405	117.2405	
Bricem-July-22		104.8362	104.8362	104.8362	
Bricem-August-22		97.7039	97.7039	97.7039	
Brent_m		106.5935	106.5935	106.5935	
Slope		13.37%	10.20%	12.14%	
CP = Slope x Brent_m		14.2516	10.8725	12.9405	
Average DES USD/ MMBTU		13.4068		12.9405	
Port Charges (in the excess of limit borne by LNG supplier)		0.0627		0.0000	
DES Price USD/ MMBTU		13.4695		12.9405	

- Average cost of supply has been taken on provisional basis as per DERR-FY 2022-23
- The figure of Retainage has been taken provisionally subject to adjustment upon actual figure.
- UFG has been incorporated on provisional basis @ 0.38% in respect of transmission and @ 7.86% in respect of Transmission & Distribution as per SNGPL claim in respect of Review of Estimated Revenue Requirement FY 2021-22. subject to adjustment upon actual figure.
- The above prices have been computed on the basis of data provided by M/s PSO & M/s PLL. The parties (SNGPL, SSGCL, PSO & PLL) shall scrutinize the same on the basis of evidences before making payments as per their mutual agreements.

COMPUTATION OF WEIGHTED AVERAGE RLNG PRICE FOR SSGC: SEPTEMBER 2022 **Annex: B**

Particulars	Unit	(SSGC SEPTEMBER 2022)			
		Transmission		Distribution	
		PSO	PLL	PSO	PLL
No. of Cargos		8	1	8	1
Quantity Received		25,600,000	3,200,000	25,600,000	3,200,000
Retainage PSO @ 0.816 % and PLL @ 0.543%		208,896	17,376	208,896	17,376
Quantity Delivered at Terminal		25,391,104	3,182,624	25,391,104	3,182,624
Transmission Loss SSGCL @ 0.12%		30,469	3,819		
Distribution Loss: SSGCL @ 12.32%			-	3,128,184	392,099
Total Loss including Retainage		239,365	21,195	3,337,080	409,475
%age Losses		0.94%	0.66%	13.04%	12.80%
Quantity available for Sale		25,360,635	3,178,805	22,262,920	2,790,525
LNG Price (DES)		13.4695	12.9405	13.4695	12.9405
PSO/ PLL other imports related costs		0.9187	0.8908	0.9187	0.8908
PSO / PLL margin (@ 2.50%)		0.3367	0.3235	0.3367	0.3235
Terminal Charges		0.4012	0.7447	0.4012	0.7447
RLNG Cost		15.1261	14.8994	15.1261	14.8994
Retainage volume adjustment		0.1244	0.0813	0.1244	0.0813
T & D volume adjustment		0.0184	0.0180	2.1429	2.1050
LSA management fee		0.0250	0.0250	0.0250	0.0250
Cost of supply -SNGPL					
Cost of supply -SSGCL		0.0920	0.0920	0.0920	0.0920
<b>Total RLNG price without GST</b>		<b>15.3859</b>	<b>15.1158</b>	<b>17.5104</b>	<b>17.2028</b>
Quantity available for Sale	MMBTU	25,360,635	3,178,805	22,262,920	2,790,525
Total cost of RLNG	US \$	390,196,876	48,050,045	389,833,237	48,004,722
sum of Total RLNG cost (PSO & PLL)	US \$	438,246,921		437,837,959	
sum of quantity available for sale (PSO & PLL)	MMBTU	28,539,440		25,053,445	
<b>Weighted Average Sale Price without GST</b>	US \$/ MMBTU	<b>15.3558</b>		<b>17.4762</b>	

**Notes:**

Calculation of LNG DES Price		PSO		PLL	
No. of Cargoes		6	2	1	
Quantity (No. MMBTU)		19,200,000	6,400,000	3,200,000	
Bricem June-22		117.2405	117.2405	117.2405	
Bricem-July-22		104.8362	104.8362	104.8362	
Bricem-August-22		97.7039	97.7039	97.7039	
Brent_m		106.5935	106.5935	106.5935	
Slope		13.37%	10.20%	12.14%	
CP = Slope x Brent_m		14.2516	10.8725	12.9405	
<b>Average DES</b>		<b>13.4068</b>		<b>12.9405</b>	
Port Charges (in the excess of limit borne by LNG supplier)		0.0627		0.0000	
<b>DES Price USD/ MMBTU</b>		<b>13.4695</b>		<b>12.9405</b>	

- Average cost of supply has been taken on provisional basis as per DERR-FY 2022-23
- The figure of Retainage has been taken provisionally subject to adjustment upon actual figure
- UFG has been incorporated on provisional basis @ 0.12% in respect of transmission and @ 12.32% in respect of Transmission & Distribution as per SSGCL claim in respect of Review of Estimated Revenue Requirement FY 2021-22. subject to adjustment upon actual figure.
- The above prices have been computed on the basis of data provided by M/s PSO & M/s PLL. The parties (SNGPL, SSGCL, PSO & PLL) shall scrutinize the same on the basis of evidences before making payments as per their mutual agreements.